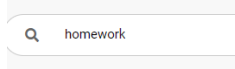


Submitting Homework


1. In Educate, filter for homework assignments by typing in Homework in the search bar.



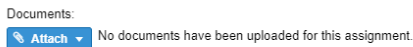
2. This will show you all the homework assignments. Scroll to the one you want and click on the plus sign beside the name of the homework.



3. This will open the homework assignment.
4. Click on the View Homework link.



5. This will open a window that allows you to upload your homework file.



6. After you have uploaded your file click submit in the bottom right of the screen.

